

Stage 1

Stage Briefing



STAGE #: 1
 NAME: Stage 1
 LOCATION: LAGADAS

SCORING: Comstock
 COURSE: Medium Course

READY CONDITION: 1. Firearm and chamber loaded with safeties engaged.

TIME STARTS: 1. Audible signal.

MINIMUM ROUNDS: 21

MAXIMUM POINTS: 105

TARGET TYPE: Classic

PAPER	PLATE	POPPER	PENALTY	DISAPPEARING
9	0	3	0	0

Start Position: Standing erect anywhere into the designated area, facing downrange, with arms hanging naturally by the sides.

Procedure: Engage targets as they become visible from inside the designated area.

Stage 2

P2

P1

T1

T2

T3



Start

Stage Briefing



STAGE #: 2
NAME: Stage 2
LOCATION: LAGADAS

SCORING: Comstock
COURSE: Short Course

READY CONDITION: 1. Firearm and chamber loaded with safeties engaged.

TIME STARTS: 1. Audible signal.

MINIMUM ROUNDS: 8

MAXIMUM POINTS: 40

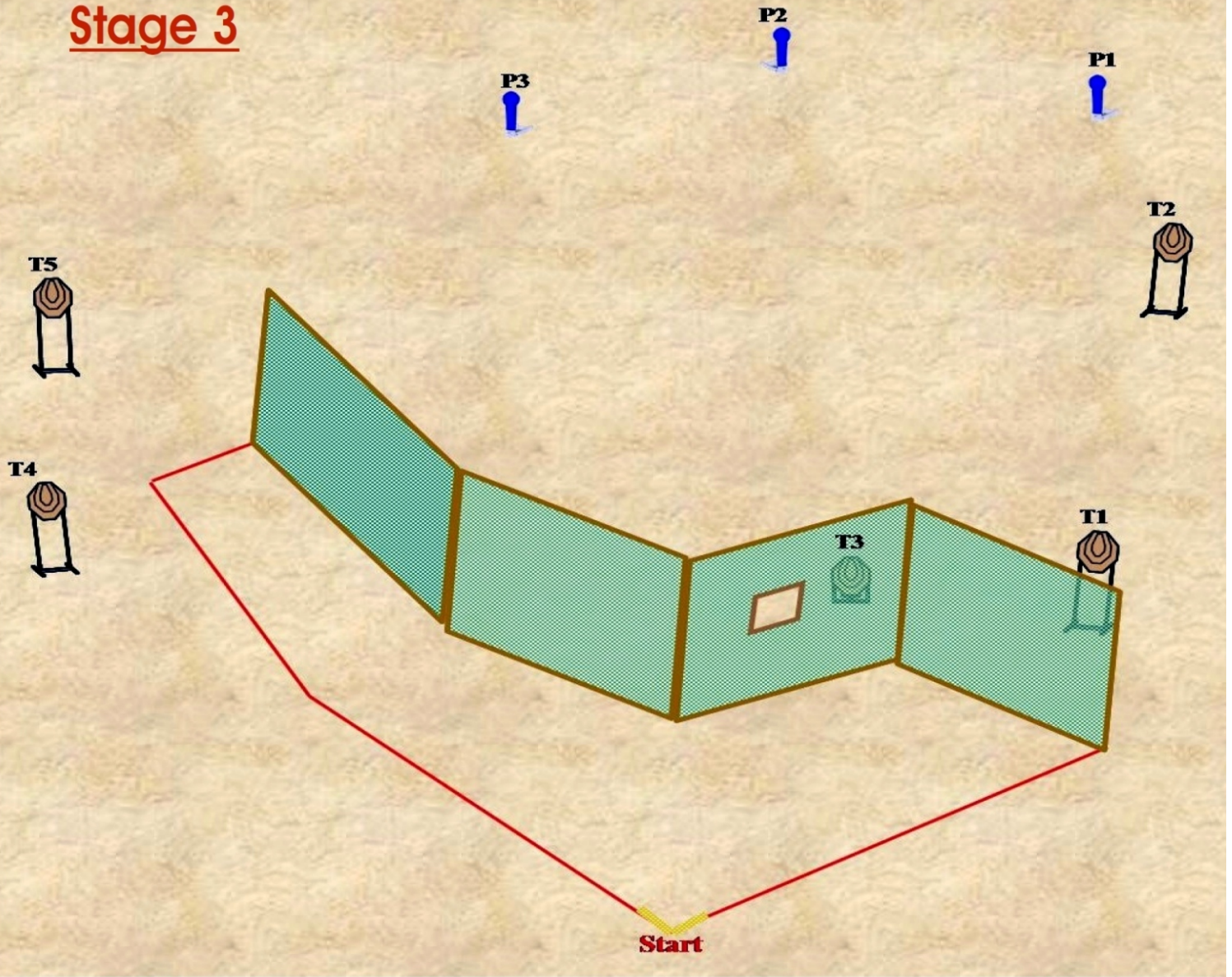
TARGET TYPE: Classic

PAPER	PLATE	POPPER	PENALTY	DISAPPEARING
3	0	2	0	0

Start Position: Standing erect, facing downrange, heels touching start line, with arms hanging naturally by the sides.

Procedure: Engage targets as they become visible from inside the designated area.

Stage 3



Stage Briefing



STAGE #: 3
NAME: Stage 3
LOCATION: LAGADAS

SCORING: Comstock
COURSE: Medium Course

READY CONDITION: 1. Firearm and chamber loaded with safeties engaged.

TIME STARTS: 1. Audible signal.

MINIMUM ROUNDS: 13

MAXIMUM POINTS: 65

TARGET TYPE: Classic				
PAPER	PLATE	POPPER	PENALTY	DISAPPEARING
5	0	3	0	0
Start Position: Standing erect, heels touching start line, facing downrange, with arms hanging naturally by the sides.				
Procedure: Engage targets as they become visible from inside the designated area.				

Stage 4



Stage Briefing



STAGE #: 4
NAME: Stage 4
LOCATION: LAGADAS

SCORING: Comstock
COURSE: Short Course

READY CONDITION: 1. Firearm and chamber loaded with safeties engaged.

TIME STARTS: 1. Audible signal.

MINIMUM ROUNDS: 9

MAXIMUM POINTS: 45

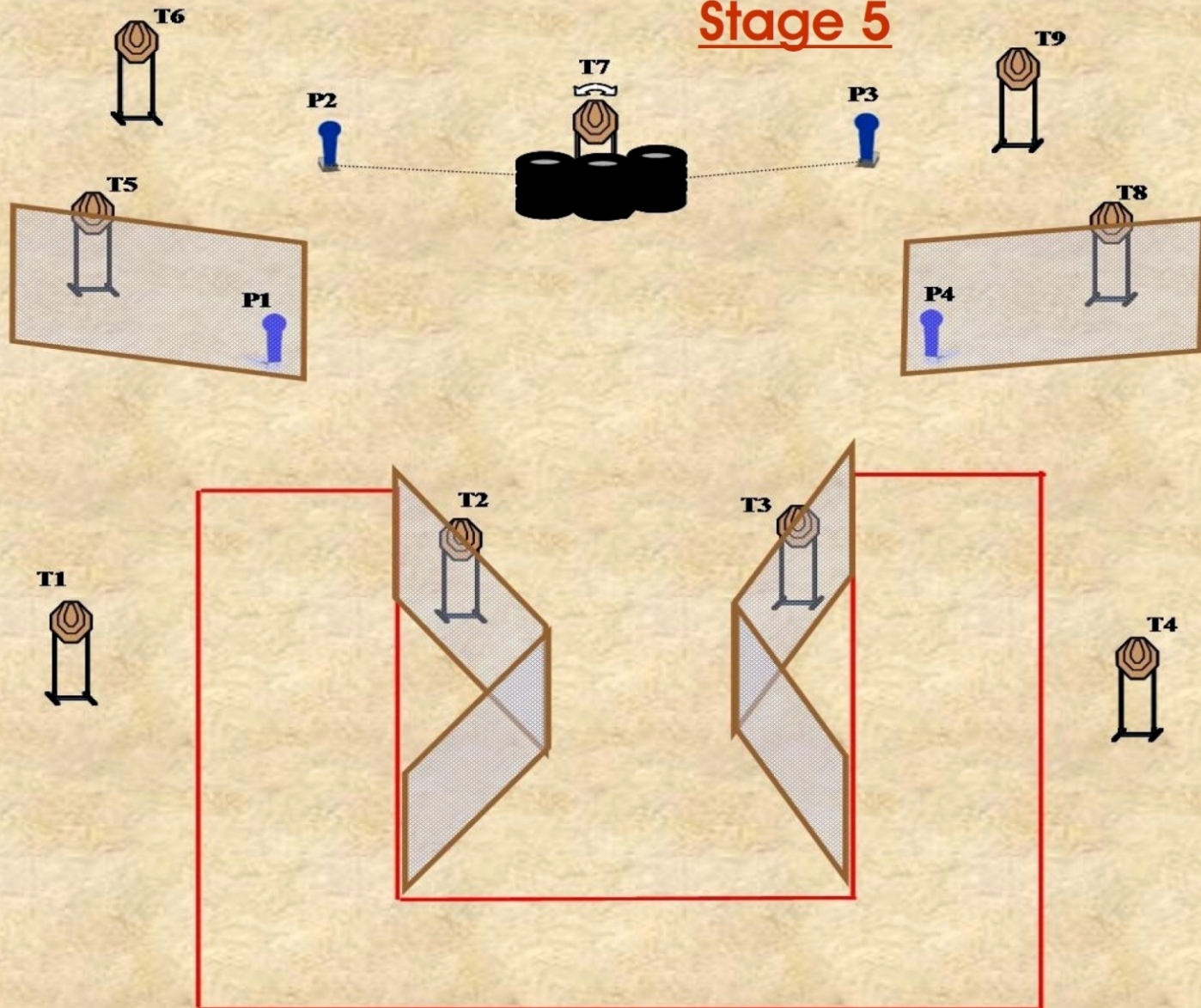
TARGET TYPE: Classic

PAPER	PLATE	POPPER	PENALTY	DISAPPEARING
3	0	3	1	0

Start Position: Standing erect into the designated area, facing downrange, with arms hanging naturally by the sides.

Procedure: Engage targets as they become visible from inside the designated area.

Stage 5



Stage Briefing



STAGE #: 5
 NAME: Stage 5
 LOCATION: LAGADAS

SCORING: Comstock
 COURSE: Medium Course

READY CONDITION: 1. Firearm and chamber loaded with safeties engaged.


TIME STARTS: 1. Audible signal.

MINIMUM ROUNDS: 22

MAXIMUM POINTS: 110

TARGET TYPE: Classic				
PAPER	PLATE	POPPER	PENALTY	DISAPPEARING
9	0	4	0	0
<p>Start Position: Standing erect anywhere into the designated area, facing downrange, with arms hanging naturally by the sides.</p> <p>Procedure: Engage targets as they become visible from inside the designated area.</p>				

Stage 6



Stage Briefing



STAGE #: 6
 NAME: Stage 6
 LOCATION: LAGADAS

SCORING: Comstock
 COURSE: Medium Course

READY CONDITION: 1. Firearm and chamber loaded with safeties engaged.

TIME STARTS: 1. Audible signal.

MINIMUM ROUNDS: 16

MAXIMUM POINTS: 80

TARGET TYPE: Classic

PAPER	PLATE	POPPER	PENALTY	DISAPPEARING
6	2	2	0	0

Start Position: Standing erect anywhere into the designated area, facing downrange, with arms hanging naturally by the sides.

Procedure: Engage targets as they become visible from inside the area.